

# Create Your Dream Poolside Lifestyle



**QUANTUM**  
COMPOSITE POOLS

# Our range of designs to create your dream

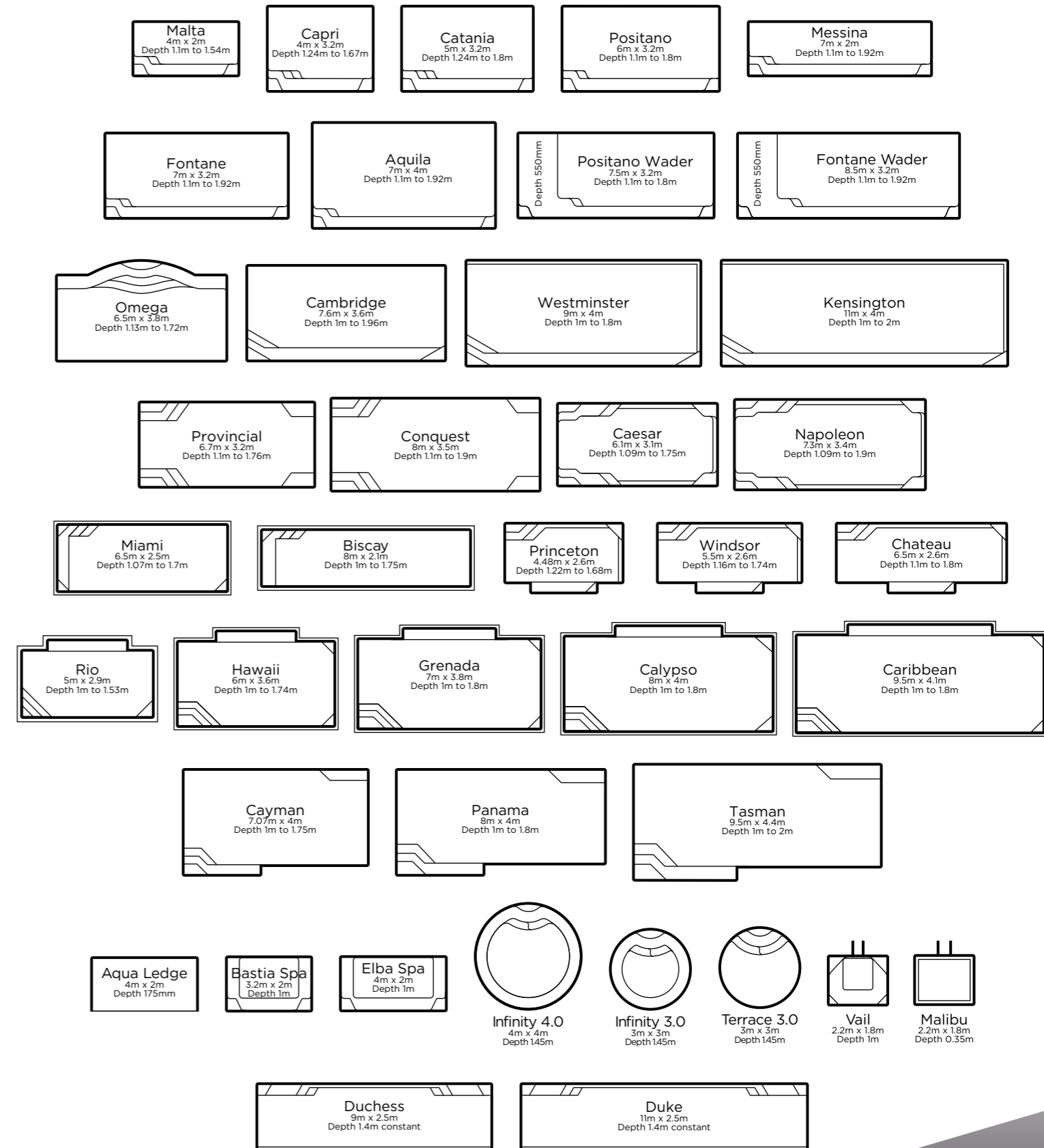
## Let us take you on a Quantum journey

Nothing beats the feeling of jumping into cool, refreshing water on a hot summer's day. It's even better when all you need to do is step outside into your own backyard pool any time of day or night.

From making memorable family moments, midnight dips or simply creating a place of fun for your family, the benefits of having your own pool are endless.

At Quantum Composite Pools, providing our customers with the best lifestyle package and value for money is our top priority. Being a family owned and operated company means we place a strong emphasis on safety, durability and design, so we really know what it takes to create the perfect pool for your family.

We have over 45 years' experience in building fibreglass composite pools, all manufactured at our world-class manufacturing facility. Our years of experience and expertise allow us to say with confidence that our award-winning designs will help transform your dream of a poolside lifestyle into a stunning reality.



Sizes and shapes are indicative only.  
Measurements are internal to the waterline.

Scale 1:200

# Why choose a Quantum pool?

After so long in the industry it's obvious we are passionate about pools and delivering the highest quality products and services to our customers. A new pool should be a fun experience for your whole family, so it's our job to make sure we have the best quality pools that will last for many years to come.




## Modern Designs

Our contemporary range of innovative designs suit a wide variety of outdoor spaces. Whether you prefer straight lines, smooth curves, space saving plunge pools or long lap designs, we have a size and shape to meet your every desire. Our pools are built using exceptional quality moulds so all of our pool shapes are perfect, every time.


## Vibrant Colours

Modern colours with superior colour retention are what makes our range of surface finishes second to none. The shimmering sparkle of Crystalite® ColourGuard guarantees your pool will have a brilliant finish that will last for many years to come.


## Crystalite® ColourGuard



Twilight




Argyle Blue




Horizon



Hamptons Blue



Aquamarine



Graphite



Delta Blue



Moonlight



Platinum



Silver Mist



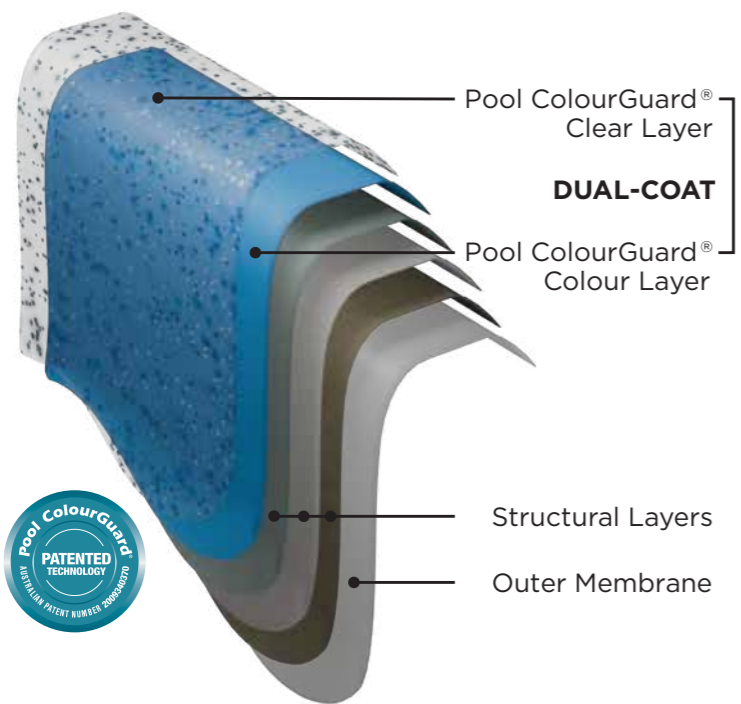
Sky Blue



Every effort has been made to represent the true colours, however variations may occur due to climatic conditions and your computer monitor or printer settings. The final product may be subject to a colour variation and it is recommended that you view a physical colour sample prior to colour selection.

# Unbeatable Quality

Every Quantum pool is constructed using advanced manufacturing techniques and specialised high-performance materials. We are certified to build our pools to AS1838:2021 and operate under a Quality Management System.



## Dual-Coat System

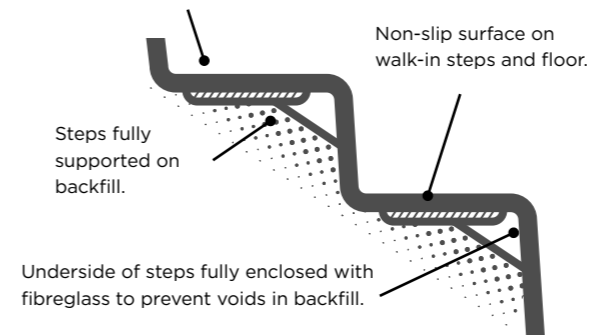
Pool ColourGuard® uses a dual surface protection system to protect the colour of your pool. The colour layer is protected by a clear layer, which resists the effects of UV rays and chemicals and stops them from coming into direct contact with the colour layer. This specialised dual-coat system is incorporated during the manufacturing process, where the two layers are merged together. The result is a pool with a high gloss finish never before seen on swimming pools that will last year after year.

## Support Structures

Long seating benches, seats and swim outs are a very important part of any great swimming pool design. The support structures built into a Quantum pool as part of the manufacturing process ensure that any benches, seats or swim outs remain level with the rest of the pool.

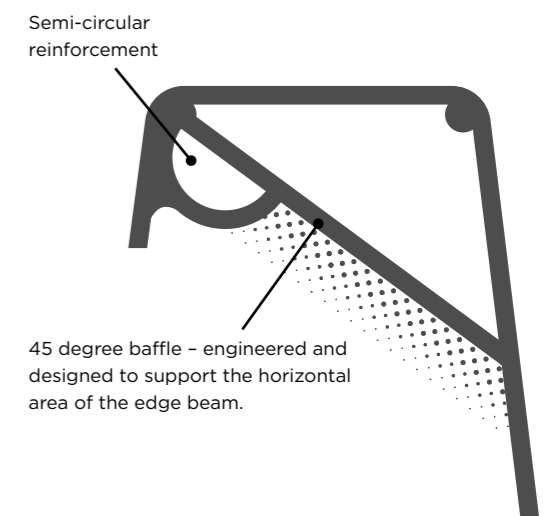
The step area is supported using lateral reinforcing baffles, which ensure back fill can easily and effectively be placed around the pool to provide support to the entire pool structure. Without these baffles it would be impossible to ensure the backfill is consolidated in and under the step area.

Each walk-in step reinforced with rot-proof polyurethane covered with double thickness fibreglass lay-up.



## 200mm Edge Beams

Not every fibreglass pool has edge beams as wide as 200mm. The design of the edge beam on a Quantum Composite Pool coupled with its 200mm width means your pool is structurally sound as the strength is built into the pool's structure.



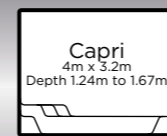
# A Choice of Stunning Designs



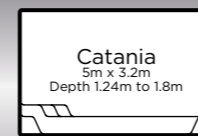
**Terrace 3.0**  
3m x 3m  
Depth 1.45m

**Infinity 3.0**  
3m x 3m  
Depth 1.45m

**Infinity 4.0**  
4m x 4m  
Depth 1.45m



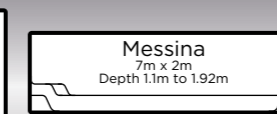
**Capri**  
4m x 3.2m  
Depth 1.24m to 1.67m



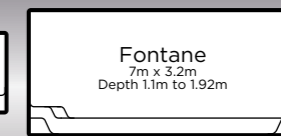
**Catania**  
5m x 3.2m  
Depth 1.24m to 1.8m



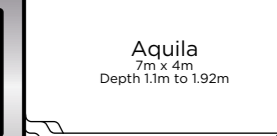
**Positano**  
6m x 3.2m  
Depth 1.1m to 1.8m



**Messina**  
7m x 2m  
Depth 1.1m to 1.92m



**Fontane**  
7m x 3.2m  
Depth 1.1m to 1.92m



**Aquila**  
7m x 4m  
Depth 1.1m to 1.92m



Infinity 3.0

Our round plunge pools are the perfect solution for smaller outdoor spaces with limited room for a traditional style pool. Sit back and relax in the cool water on a hot summer's day and enjoy time together with your family.

**Features**

- 1.45m depth
- Step for easy entry and exit from the pool
- Continuous bench seating around the perimeter of the Infinity
- Add optional spa jets for a complete hydrotherapy solution

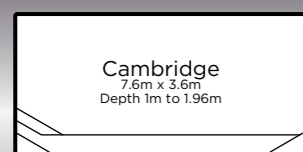


Positano

Styled on a popular concrete design, corner entry steps maximise the swimming area while the extended bench seat is the perfect spot to relax. Add a water feature, spillway spa or feature lighting to create a stunning backyard oasis.

**Features**

- Unobtrusive corner entry steps to maximise swimming area
- Extended bench seat spanning the length of the pool
- Plunge style Capri is perfect for small spaces
- Ideal design to play, swim or relax in



**Cambridge**  
7.6m x 3.6m  
Depth 1m to 1.96m



**Westminster**  
9m x 4m  
Depth 1m to 1.8m



**Kensington**  
11m x 4m  
Depth 1m to 2m



**Positano Wader**  
7.5m x 3.2m  
Depth 1.1m to 1.8m



**Fontane Wader**  
8.5m x 3.2m  
Depth 1.1m to 1.92m



Cambridge

When space is not limited, these designs offer the ideal balance of swimming space and relaxation zones. Imagine how many of your friends or family can sit back and relax on the long bench seat!

**Features**

- Attractive modern geometric design
- Unobtrusive, side entry steps to maximise the swim area
- Deep end entry/exit step
- Extended bench seat for relaxation and added safety



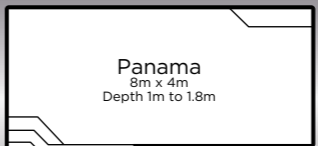
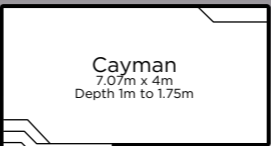
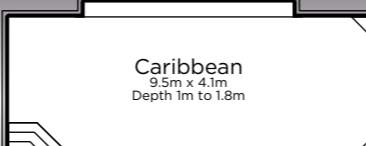
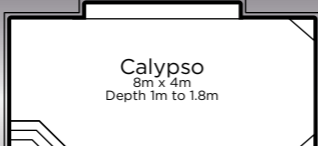
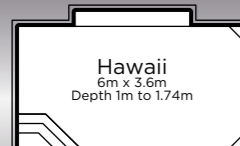
Fontane Wader

Experience effortless outdoor entertainment with the Positano & Fontane Wader. Unwind on the bench seat while watching the children splashing around in the expansive wading area. There is no excuse not to have a lazy Sunday afternoon!

**Features**

- Unobtrusive entry and exit steps
- Wading entry great for small kids or as a chill out zone
- Bench seating along one side of the pool - ideal rest spot

# A Choice of Stunning Designs



Calypso

Bring chic contemporary style to your outdoor space with this range of pool designs. With a generous side martini seat, entertaining is a breeze. Available in five size ranges to fit any backyard.

**Features**

- Side martini seat
- Corner swim outs
- Unobtrusive side entry steps

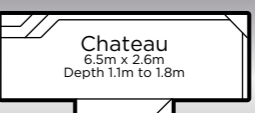
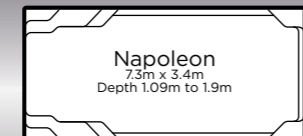
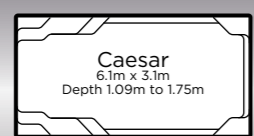


Cayman

One of our top-selling designs, this series is perfect for families looking for space to splash around and enjoy all those favourite pool games we've all grown up with. Marco, polo!

**Features**

- Large swimming area
- Generous side entry steps
- Extended entry step seat, perfect for cooling off on a hot day
- Deep end corner swim out



Caesar

Bring on summer fun and great times with the whole family in the Napoleon and Caesar, contemporary new additions that include a safety ledge for added peace of mind.

**Features**

- Innovative safety ledge design
- Entry from all four corners - perfect for any pool position
- Deep end corner swim outs
- Option to add spa jets and rumble seat



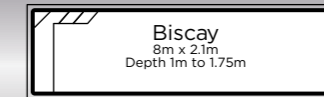
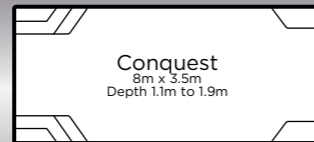
Windsor

With multiple zones where you can simply sit back and relax in the cool water, these designs are the perfect addition to your outdoor entertaining space.

**Features**

- Slim design ideal for narrow yards
- Sleek side entry steps
- Unique safety ledge on two sides
- Extended bench seating area
- Deep end swim out

# A Choice of Stunning Designs



Create your own backyard oasis and holiday at home every day with these modern designs that look right at home in any style of outdoor space. Simply add outdoor lounges and start relaxing!

### Features

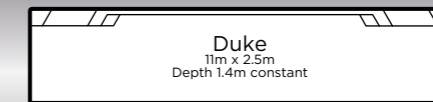
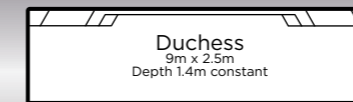
- Modern, geometric design
- Unobtrusive, side entry steps on both sides of the pool
- Twin deep end corner swim-outs for extra safety



Sleek lines and a narrow width make this design suited to smaller outdoor spaces. Illuminate your outdoor space at night to create a stunning alfresco area perfect for warm summer evenings.

### Features

- Space saving side entry steps
- Extended seat in shallow end
- Deep end swim out



With a chic mix of straight lines and a smooth curve, the Omega will be a stunning centrepiece in any outdoor space that will not look outdated in years to come.

### Features

- Stylish, curved side-entry step area
- Extended seating ledge running the length of the pool
- Option to add spa jets for a soothing hydrotherapy massage

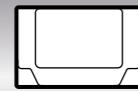


If you're serious about exercising in your pool or simply want more space to enjoy, then these lap designs are perfect for you. The narrow width makes them perfect for side of house installations.


### Features

- Twin side entry steps along one side
- Large uninterrupted swimming area
- Safety ledge on both sides of the pool
- Constant depth of 1.4m

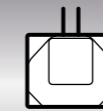
# A Choice of Stunning Designs



**Bastia Spa**  
3.2m x 2m  
Depth 1m



**Elba Spa**  
4m x 2m  
Depth 1m



**Vail**  
2.2m x 1.8m  
Depth 1m



**Malibu**  
2.2m x 1.8m  
Depth 0.35m



The Elba & Bastia spas offer you the perfect opportunity to transform your backyard into a versatile haven, ideal for both relaxation and entertainment. Indulge in some well-deserved rest as your children have a blast splashing and playing in the pool.

### Features

- Generous 2m in width
- Constant depth of 1.0m
- Plentiful bench seating on three sides
- Easy entry & exit steps in two corners
- Customise spa jet placement to suit your needs
- Add heating for year-round use
- Designed to be independent to your pool



Complement your pool with a spillway spa or wading pool and create the complete outdoor living space for your family and friends to enjoy for years to come.

### Features

- Vail Spillway Spa: continuous bench seating with 2 corner steps. Seats up to 7 people.
- Malibu Wading Pool: Ideal paddling area for the kids

**Aqua Ledge**  
4m x 2m  
Depth 175mm



Enjoy resort style living in your own backyard with the Aqua Ledge addition and start planning your relaxing family staycation today.

### Features

- Constant depth of 175mm
- Can be added to any Quantum design
- Colour can be matched to your pool
- Add Ledge Loungers to create a poolside relaxation zone





QUANTUM  
COMPOSITE POOLS

w: [quantumpools.com.au](http://quantumpools.com.au) e: [sales@quantumpools.com.au](mailto:sales@quantumpools.com.au)